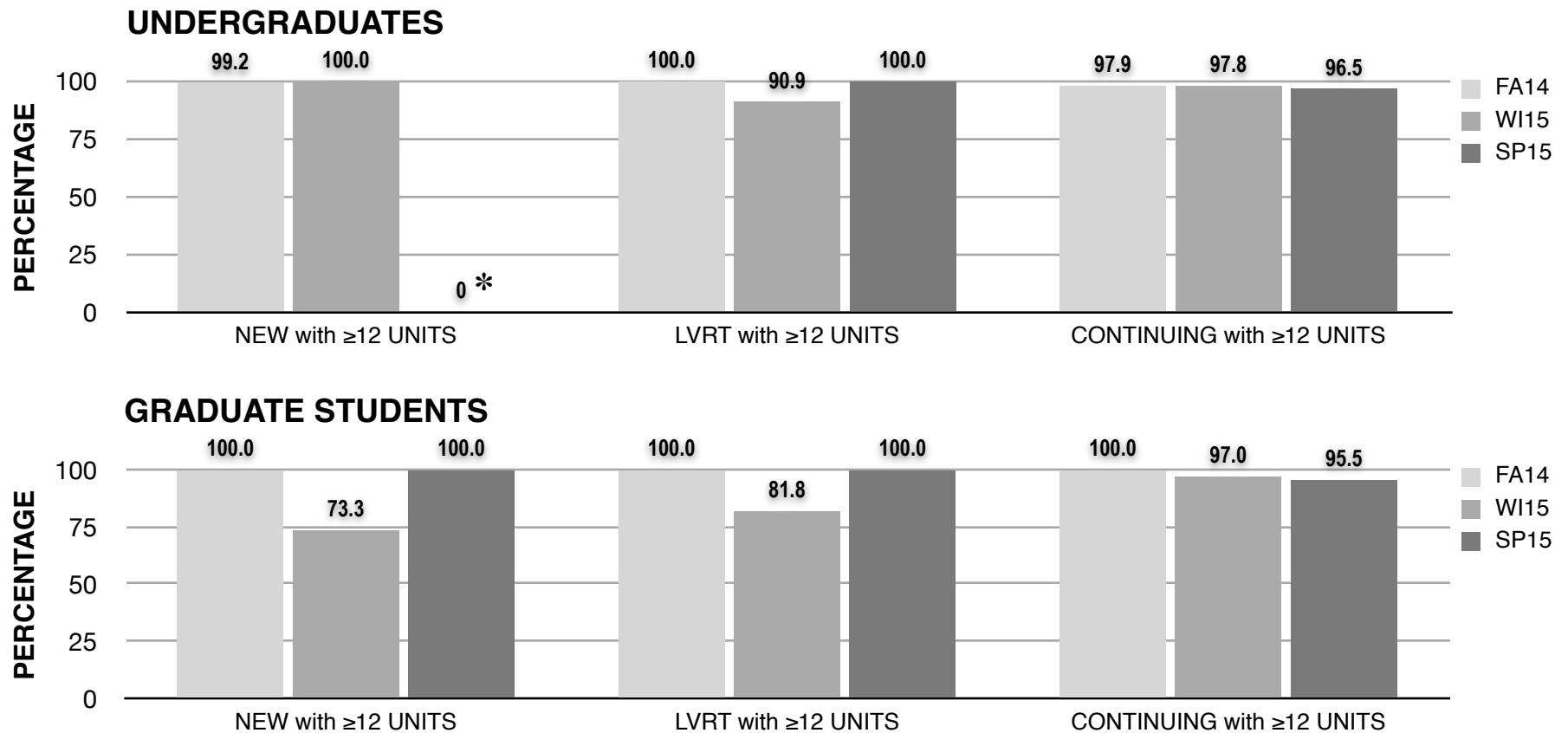


2014–15 INTERNATIONAL STUDENT LEARNING OUTCOMES ASSESSMENT

1. Each student participating in ISPO’s programs and/or services during AY2014–15 will register for at least 12 units in fall, winter, and spring quarters (exchange visitors included).



* No SP15 first-time freshmen.

Abbreviations: AY=academic year; FA14=fall 2014;
LVRT=leave-return; SP15=spring 2015; WI15=winter 2015

Data source—Data Warehouse 2014–15



1. Each student participating in ISPO's programs and/or services during AY2014–15 will register for at least 12 units in fall, winter, and spring quarters (exchange visitors included).

QUARTER	NEW UN ≥12 UNITS	NEW UN <12 UNITS	NEW UN TOTAL	LVRT UN ≥12 UNITS	LVRT UN <12 UNITS	LVRT UN TOTAL	CONTIN UN ≥12 UNITS	CONTIN UN <12 UNITS	CONTIN UN TOTAL
FA14	1462	12	1,474	47	0	47	1,928	41	1,969
WI15	58	0	58	10	1	11	3,170	70	3,240
SP15	0	0	0	15	0	15	2,953	107	3,060

QUARTER	NEW GR ≥12 UNITS	NEW GR <12 UNITS	NEW GR TOTAL	LVRT GR ≥12 UNITS	LVRT GR <12 UNITS	LVRT GR TOTAL	CONTIN GR ≥12 UNITS	CONTIN GR <12 UNITS	CONTIN GR TOTAL
FA14	605	0	605	5	0	5	929	0	929
WI15	11	10	15	9	2	11	1,501	47	1,548
SP15	4	0	4	6	0	6	1,364	64	1,428

QUARTER	NEW UN—% ≥12 UNITS	LVRT UN—% ≥12 UNITS	CONTIN UN—% ≥12 UNITS	NEW UN—% <12 UNITS	LVRT UN—% <12 UNITS	CONTIN UN—% <12 UNITS
FA14	99.2	100.0	97.9	0.8	0.0	2.1
WI15	100.0	90.9	97.8	0.0	9.1	2.2
SP15	0.0	100.0	96.5	0.0	0.0	3.5

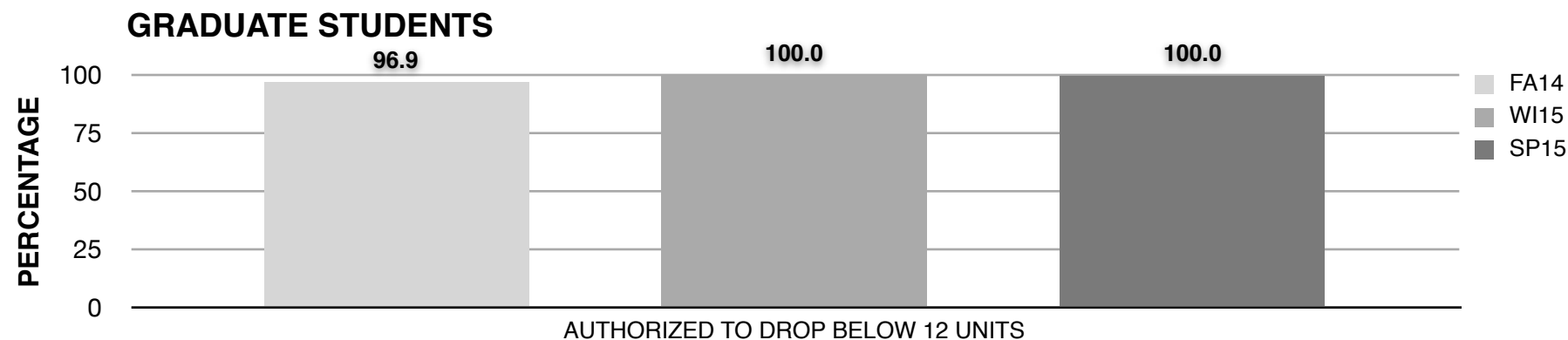
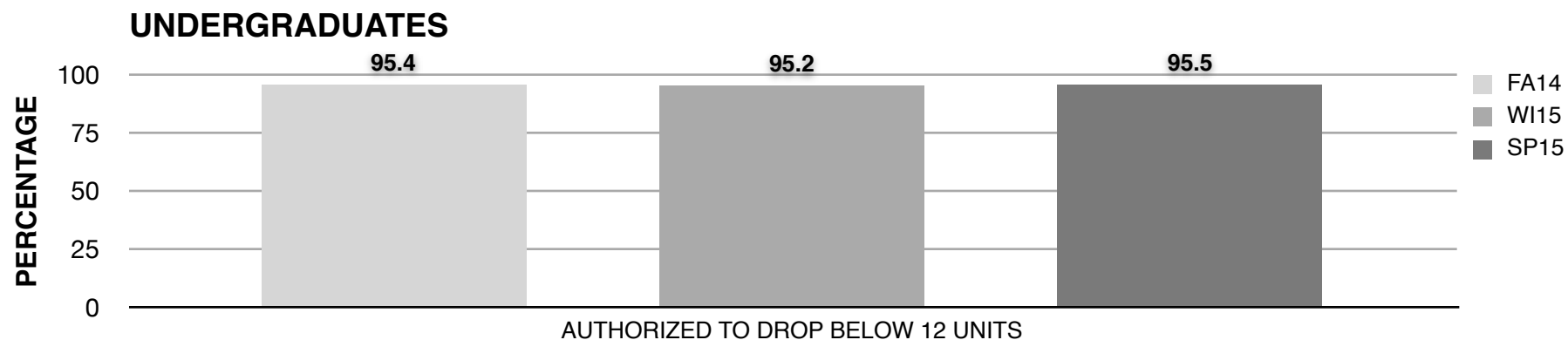
QUARTER	NEW GR—% ≥12 UNITS	LVRT GR—% ≥12 UNITS	CONTIN GR—% ≥12 UNITS	NEW GR—% <12 UNITS	LVRT GR—% <12 UNITS	CONTIN GR—% <12 UNITS
FA14	100.0	100.0	100.0	0.0	0.0	0.0
WI15	73.3	81.8	97.0	66.7	18.2	3.0
SP15	100.0	100.0	95.5	0.0	0.0	4.5



Abbreviations: AY=academic year; CONTIN=continuing; FA14=fall 2014; GR=graduate students; LVRT=leave-return; SP15=spring 2015; UN=undergraduates; WI15=winter 2015

Data source—Data Warehouse 2014–15

2. Each student participating in ISPO's programs and/or services during AY2014–15 will obtain authorization from ISPO to drop below 12 units in fall, winter, and spring quarters (exchange visitors included).



2. Each student participating in ISPO's programs and/or services during AY2014–15 will obtain authorization from ISPO to drop below 12 units in fall, winter, and spring quarters (exchange visitors included).

QUARTER	UN RCL requests	UN TERMINATIONS —unauthorized drop	TASKS TOTAL	% WHO GOT AUTHORIZATION
FA14	146	7	153	95.4
WI15	178	9	187	95.2
SP15	85	4	89	95.5

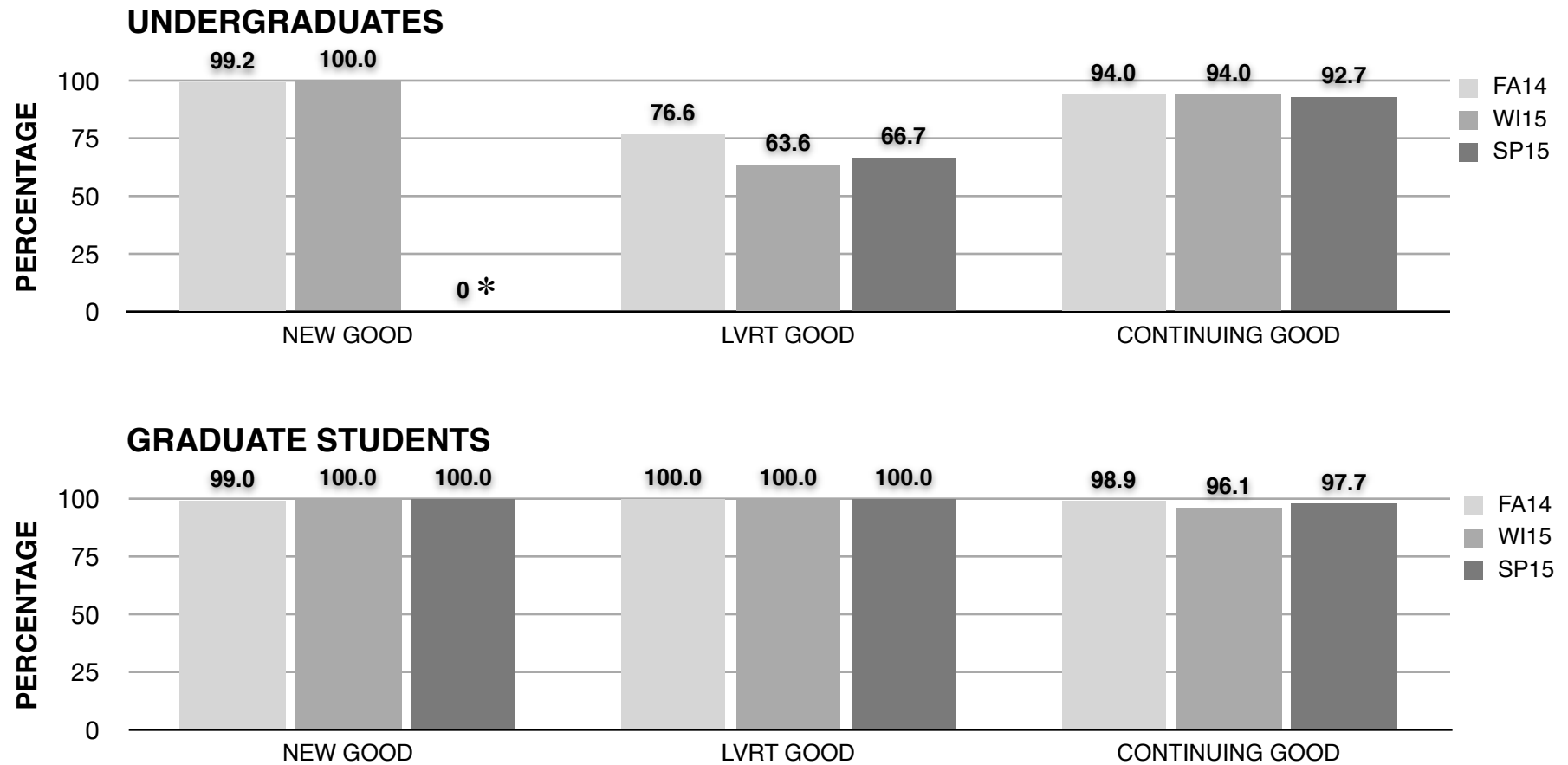
QUARTER	GR RCL requests	GR TERMINATIONS —unauthorized drop	TASKS TOTAL	% WHO GOT AUTHORIZATION
FA14	31	1	32	96.9
WI15	43	0	43	100.0
SP15	35	0	35	100.0



Abbreviations: AY=academic year; FA14=fall 2014; GR=graduate students;
RCL=reduced course load; SP15=spring 2015; UN=undergraduates; WI15=winter 2015

Data source—Data Warehouse 2014–15

3. Each student participating in ISPO’s programs and/or services during AY2014–15 will maintain GOOD academic status in fall, winter, and spring quarters (exchange visitors included).



* No SP15 first-time freshmen

Abbreviations: AY=academic year; FA14=fall 2014;
LVRT=leave-return; SP15=spring 2015; WI15=winter 2015

Data source—Data Warehouse 2014–15



3. Each student participating in ISPO's programs and/or services during AY2014–15 will maintain GOOD academic status in fall, winter, and spring quarters (exchange visitor included).

QUARTER	GOOD acad stat NEW UN	GOOD acad stat LVRT UN	GOOD acad stat CONTIN UN	Total NEW UN	Total LVRT UN	Total CONTIN UN
FA14	1,462	36	1,850	1,474	47	1,969
WI15	58	7	3,047	58	11	3,240
SP15	0	10	2,838	0	15	3,060

QUARTER	GOOD acad stat NEW GR	GOOD acad stat LVRT GR	GOOD acad stat CONTIN GR	Total NEW GR	Total LVRT GR	Total CONTIN GR
FA14	599	5	919	605	5	929
WI15	15	11	1,488	15	11	1,548
SP15	4	6	1,395	4	6	1,428

QUARTER	NEW UN— % GOOD	LVRT UN— % GOOD	CONTIN UN— % GOOD
FA14	99.2	76.6	94.0
WI15	100.0	63.6	94.0
SP15	0.0	66.7	92.7

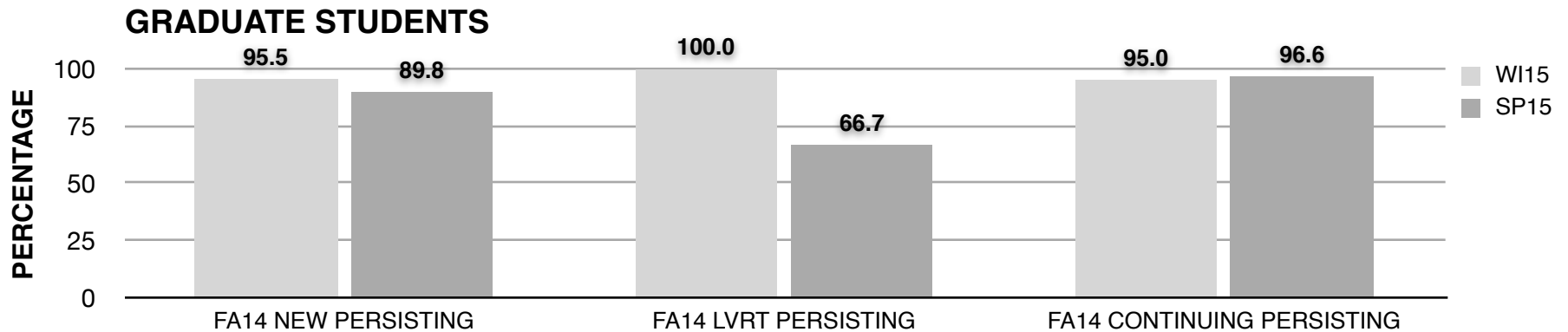
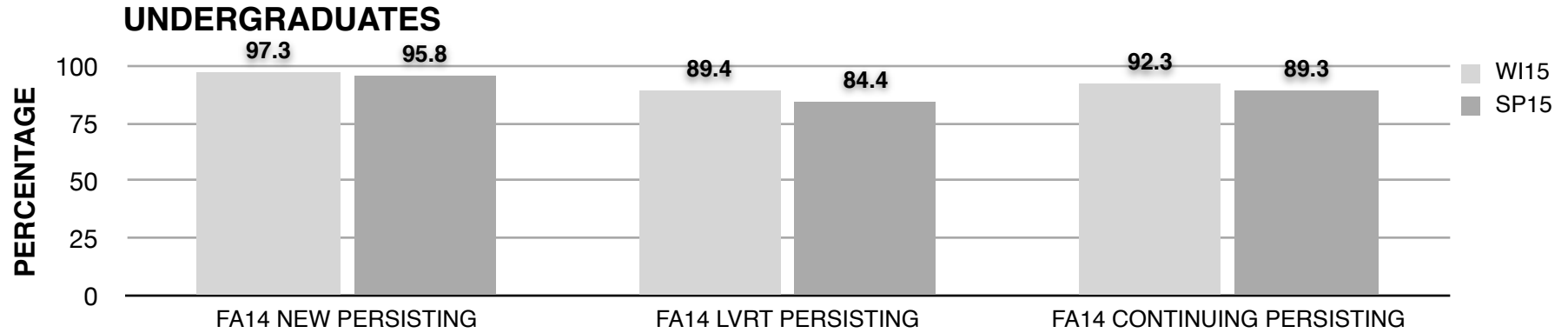
QUARTER	NEW UN— % GOOD	LVRT UN— % GOOD	CONTIN UN— % GOOD
FA14	99.0	100.0	98.9
WI15	100.0	100.0	96.1
SP15	100.0	100.0	97.7



Abbreviations: AY=academic year; CONTIN=continuing; FA14=fall 2014;
LVRT=leave-return; SP15=spring 2015; WI15=winter 2015

Data source—Data Warehouse 2014–15

4. Each student participating in ISPO's programs and/or services during fall 2014 will persist in spring 2015 and/or winter 2015 (excluding exchange visitors).



4. Each student participating in ISPO's programs and/or services during fall 2014 will persist in spring 2015 and/or winter 2015 (excluding exchange visitors).

QUARTER	FA14 NEW UN persisted to...	FA14 LVRT UN persisted to...	FA14 CONTIN UN persisted to...	Total FA14 NEW UN	Total FA14 LVRT UN	Total FA14 CONTIN UN	FA14 LVRT UN graduated	FA14 CONTIN UN graduated
WI15	1,300	42	1,817	1,336	47	1,969	2	108
SP15	1,280	38	1,662	1,336	47	1,969	2	185

QUARTER	FA14 NEW GR persisted to...	FA14 LVRT GR persisted to...	FA14 CONTIN GR persisted to...	Total FA14 NEW GR	Total FA14 LVRT GR	Total FA14 CONTIN GR	FA14 LVRT GR graduated	FA14 CONTIN GR graduated
WI15	578	5	883	605	5	929	1	72
SP15	543	2	828	605	5	929	2	200

QUARTER	NEW UN— % PERSIST	LVRT UN— % PERSIST	CONTIN UN— % PERSIST
WI15	97.3	89.4	92.3
SP15	95.8	84.4	89.3

QUARTER	NEW GR— % PERSIST	LVRT GR— % PERSIST	CONTIN GR— % PERSIST
WI15	95.5	100.0	95.0
SP15	89.8	66.7	96.6

7-20-15—2 out of 3 persisted; the other S was on LOA