



# CAPS: Forum: Women in Science and Engineering (WISE) Forum AY 2012-13

Public

**Name of Assessment Project:** CAPS: Forum: Women in Science and Engineering (WISE) Forum AY 2012-13

<b>Name(s) of Person(s) Responsible for Assessment Project:</b>	<b>Role</b>
	Director (Sam Park)

**Email Address:** sapark@ucsd.edu

**Phone Number:** x43755

**Other Contacts:** Director (Reina Juarez)

**Providing Department:** Counseling & Psychological Services

**Other Units/Departments Involved in Assessment Project:**

## Program, Service, or Event Related to Assessment Project

Graduate Women in Science & Engineering (WISE) Forum:

This assessment project is part of the CAPS Forum program. This group meets weekly to provide education and support for graduate women in the sciences. Led by Dr. Judy Goodman Fermin.

## Assessment Project Description

The main purpose of this assessment project is to measure learning outcomes from participants in the WISE Forum. Students complete post-assessments related to knowledge, communication, and support behaviors. The results of this project are to help enhance student well-being, knowledge, and support with fellow graduate women in the sciences.

Group Description:

A support group for women in the science fields where women are underrepresented. Discussion topics are selected by group members. This group will facilitate the development of: 1) a sense of community where each person enjoys a feeling of belonging, 2) support toward the attainment of goals, 3) self-empowerment in creating and maintaining visions for one's personal and professional life.

## Unit/Program Specific Goals and Learning Outcomes

See attached Worksheet.

CAPS LO Worksheet - WISE - Goodman

**Relationship to Student Affairs** Communicate Effectively, Advance a Plan for Personal, Academic, and Professional Success, Engage in a Healthy Lifestyle

**Learning Outcomes:**

**Assessment Project Start:** 10/1/2012

**Assessment Project End:** 6/30/2013

**Population/Sample**

Four (4) students participated in the WISE Forum (graduate women in science and engineering) for the 2012-13 academic year.

**Type of Assessment:** Student learning outcomes and/or behavioral outcomes

**Other Assessment Type(s):**

**Assessment Methods:** Surveys

**Other Assessment Method(s):**




**Data Collection Tools**

- Self report
- Paper/pencil.

**Data Analysis Methods**

- Post group assessment.
- Administered each Spring quarter.

**Presentation of Findings**

-  GWISE LO REPORT
-  LO Worksheet WISE
-  WISE LO data summary June 2013

**Progress:**  100%


**Link Assessment Project in Campus Labs Baseline**


Source Name	Project Name
No items to display.	

**Summary of Findings**

Please see attached report documents and findings.

-  GWISE LO REPORT

 LO Worksheet WISE

 WISE LO data summary June 2013

### **Impact of Assessment**

While the size of this sample (n=4) was relatively small, the learning gained by these students appear high. All endorsed having met learning objectives while reporting a sense of support, community, and awareness of resources. This group will continue to be assessed annually.

### **Lessons Learned**

**What advice do you have for your colleagues who wish to launch an assessment project similar to yours?**

Plan specific dates ahead of time for offering the survey. Also it is helpful to include a section for participant comments.

### **Supplemental Information**

CAPS will continue to gather data on WISE to assess its impact YOY.

Last modified 8/20/2013 at 1:16 PM by [Sam Park](#)

Created 10/31/2012 at 6:39 PM by [Sam Park](#)